



N_SIGHT™ IQ

N_SIGHT™ IQ INTELLIGENT DATA AND ANALYTICS SYSTEM

Store, Analyze, and Inform


N_SIGHT™ IQ's cloud-based intelligent data management and reporting empowers utilities to leverage the operational intelligence within their AMI data, and their customers to better monitor and manage their own water consumption. N_SIGHT IQ provides advanced data analysis and reporting, long-term data retention, and web-presentation for utilities and their customers.



Long-term data retention

Cloud-deployed host system keeps all data available for three years, with optional upgrades of up to ten years

Cloud-based with no infrastructure investment



Access vast amounts of meter usage data online with no archiving and no need to purchase servers or invest in new physical storage sites



Weather data included

Historical weather data can be synchronized against interval usage



Utility customer leak monitoring and alerts

Consumers are kept abreast of leak as well as reverse flow conditions with immediate notification of predetermined alarm conditions

Advanced data analysis and reporting

Customer consumption, district metering tools, and grouping to compare accounts using an infinite amount of customizable criteria



Utility customer web management

Optional web portal allows the utility's customers to monitor their own water consumption, compare it to other users, and better budget their usage

Utility and utility customer presentment



Utility customer usage comparison trends assist with forecasting and long-term planning

FEATURES & BENEFITS

FEATURES

BENEFITS

STORE

Application Hosting

- Reduces IT resource requirements
- Reduces infrastructure and support costs
- Provides quicker deployment
- Allows immediate access to the latest software

Long-Term Data Storage

- Improves usage forecasting by analyzing up to a decade of data

ANALYZE

Consumption Analysis

- Provides data to support water rate studies
- Enables tracking of Non-Revenue Water (NRW)
- Helps identify theft and meter sizing issues
- Assists in usage trend predictions
- Identifies and alerts for consumption anomalies

Daily Water Budget Analysis

- Reduces high bill complaints and associated field investigations
- Provides consumers with tools to manage their consumption – e.g., usage alerts for exceeding budgeted consumption
- Educates consumers on their usage patterns

District Metering Analysis

- Enables grouping of meters to support tracking of NRW
- Identifies zones that require maintenance to reduce NRW
- Assists utilities with water conservation initiatives

Customizable Reporting Tool

- Supports creation of dynamic reports
- Enables rich data visualization and graphical reports
- Supports analysis of large volumes of data

INFORM

Optional Customer Web Presentment

- Provides access to detailed data for commercial and industrial customers
- Educates consumers on water usage
- Supports customer self-service which reduces the number of customer service calls and field visits
- Complements the utility's existing bill presentment

Email or SMS Notification

- Provides immediate alerts to consumers
- Enables quicker repair of leaks
- Provides the utility with proof that the customer was alerted
- Enables proactive alert service which results in fewer customer complaint calls

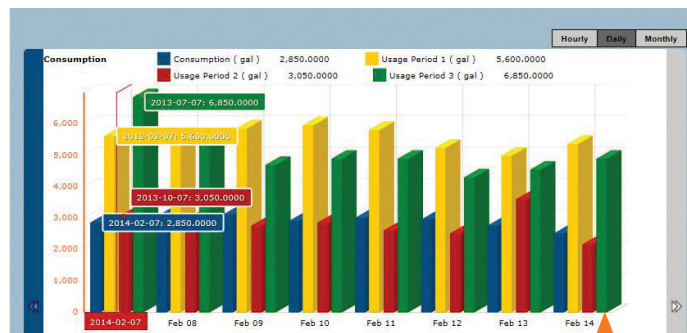
IQ HAS THE ANSWERS TO MANAGE YOUR DATA

Today, there are multiple pressures on your water utility's resources. Budgets are often strapped, infrastructure is deteriorating, and a shrinking workforce struggles to read and bill all accounts on time – let alone perform needed maintenance and other tasks. To address these problems, many utilities are turning to the bounty of data offered by Advanced Metering Infrastructure (AMI) technology. To make sense of all the data, and to leverage it beyond a billing read to help lower operating costs, takes a smart solution.

N_SIGHT IQ provides your utility with the answers you need to turn your AMR or AMI data into actionable information. Providing a fully-hosted, cloud-based solution, the IQ application reduces your infrastructure costs as well as your need for IT resources. To make management and exploration of the data more efficient, including account history-based forecasting, N_SIGHT IQ provides up to ten years of online real-time data storage and data analysis capabilities.



The N_SIGHT™ IQ software provides daily consumption information with alignment of weather data. A hover-over feature provides detailed information for the bar selected on the graph.



The N_SIGHT™ IQ application allows users to compare usage against up to three unique time periods.

N_SIGHT™ IQ displays icons on the graphs to pinpoint leaks and reverse flow, while providing exceeded water budget alerts.

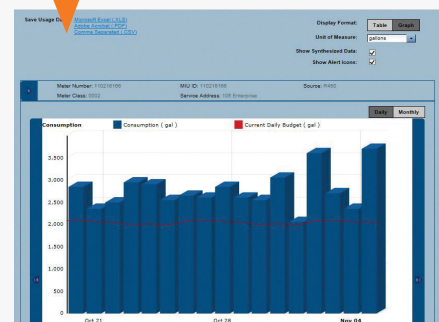


OPTIMIZE OPERATIONS AND IMPROVE CUSTOMER SERVICE

Get the most out of the water you treat and pump. Track and reduce Non-Revenue Water using N_SIGHT IQ to group accounts and identify zones where maintenance is needed. Through analysis of District Metered Area (DMA) data, you can see how to lower water treatment costs, pumping expenses, and other operating costs while generating additional revenue.

Daily water budget analysis gives your customer service team tools to help engage customers in effective water usage while reducing high bill complaints, refunds, and write-offs. Your customers will also appreciate automatic leak detection notifications and an online web portal that allows them to view their water consumption to better manage their usage trends. This self-service ability can significantly reduce your utility's call load, as well as costly truck rolls to investigate consumption anomalies.

The N_SIGHT™ IQ software provides monthly consumption data to assist the utility with analyzing usage trends.



Single-User PCs

Single-user PCs must meet the following minimum requirements:

- Windows 7 Professional 64/32 bit/
Windows 8 64/32 bit
- Intel® Core™ 2 Duo 2-gigahertz (GHz) processor or faster
- Minimum 2 GB of RAM
(4 GB is recommended)
- At least 1.5 GB of available space on the hard disk
- CD-ROM or DVD-ROM drive
- Minimal 1 USB port
- Keyboard and a Microsoft mouse or some other compatible pointing device
- Video adapter and monitor with Super VGA (1024 X 768) or higher resolution
- Network adapter appropriate for the type of local-area, wide-area, wireless, or home network you wish to connect to, and access to the Internet
- Internet Explorer v10.0, Firefox v26.0, and Google Chrome v31.0 are the supported browsers
- Android v4.3 (Jelly Bean), Apple iOS v7.02, and Windows 8 are the supported tablet operating systems

LEVERAGE YOUR ASSETS WITH CLOUD-BASED TECHNOLOGY

N_SIGHT IQ is designed to leverage the assets your utility has in place. It works seamlessly with N_SIGHT™ and N_SIGHT™ PLUS host software. With its cloud-based platform, IQ avoids the expense of servers, reduces the need for IT support, and offers virtually unlimited power and scaling capabilities. As Software-as-a-Service (SaaS), N_SIGHT IQ is fully automated and managed without utility intervention. You can have confidence that the application will always employ the latest technology, so that your utility can transform intelligent data into smart water utility management.

STORE, ANALYZE, AND INFORM

Neptune makes it simple to migrate from walk-by to mobile to fixed network. But can you handle the data that the move from traditional meter reading to AMI offers? You can with N_SIGHT IQ. You'll be able to STORE and access daily and hourly metering data, thousands of times the information you'd get through quarterly or monthly reading. You'll be able to ANALYZE this vast amount of data to make it actionable, and INFORM both your utility personnel and your customers of alerts and water usage trends.

STORE

Whatever size your utility, you can use N_SIGHT IQ to store and access vast amounts of metering data. The application is built on the latest database architecture for optimal performance and scalability. All data is available, online in real-time for three years, with optional upgrades for up to ten years of history.

ANALYZE

High resolution consumption data. Support for N_SIGHT account grouping. District metering. N_SIGHT IQ provides you with powerful online tools to analyze your meter data. For more complex analyses, use the application's user-controlled reporting engine to dynamically load prebuilt reports for immediate access.

INFORM

Deliver all metering data to the utility employees who need it so that they can proactively manage their responsibilities. Enable your customers to access their detailed consumption history through the optional consumer web portal. Within N_SIGHT IQ, you can perform powerful comparisons of individual usage patterns against historic trends or other predefined account group averages.

For simple, effective integration into your utility's own web presence, N_SIGHT IQ can be configured with your utility logo, web page header and footer information, and even your unique color scheme.

Neptune Technology Group Inc.
1600 Alabama Highway 229
Tallahassee, AL 36078
USA
Tel: (800) 633-8754
Fax: (334) 283-7293



36 Hudson Rd
Sudbury MA 01776



800-225-4616
www.tisales.com



NEPTUNE
TECHNOLOGY GROUP

neptunetg.com