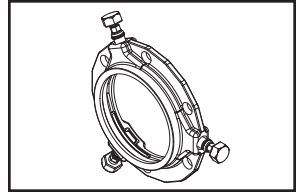


# SUBMITTAL INFORMATION

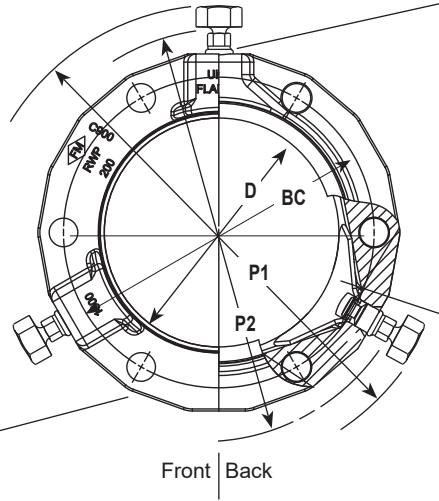
## Uni-Flange® Mechanical Joint Restraint - (UFR1500-x-I style)



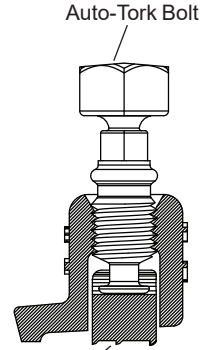
### 3" - 12" SERIES UFR1500 MECHANICAL JOINT RESTRAINT FOR C900, C909, IPS PVC OR HDPE

Ductile iron actuating screw, with the Auto-Tork break-away head design, ensures proper torque during installation

Safety stop ensures ring segments can never be over-tightened



Gland body is of high strength ductile iron per ASTM A536, grade 65-45-12. Compatible with all mechanical joints conforming to ANSI / AWWA C111 / A21.11



Restraint Segment

Ring segments are ductile iron per ASTM A536 and heat treated to a hardness of 310 BHN minimum

NOM. PIPE SIZE	PIPE O.D. (IN.)	CATALOG NUMBER	NO. OF RESTRAINT SEGMENTS	APPROX. WEIGHT (LBS.)	P1*	P2** APPROX.		BC	D	PRESSURE RATING						✓ SUBMITTED ITEM(S)
						C900 C909	IPS			C900			C909	ASTM D2241		
										DR-14	DR-18	DR-25	PC-235	SDR-21	SDR-26	
3"	3.50	UFR1500-3-I	2	7	11.50"	-	9.00"	6.19"	4.06"	305 PSI	235 PSI	165 PSI	-	200 PSI	160 PSI	
4"	4.22-4.80	UFR1500-4-I	2	9	13.00"	9.40"	9.25"	7.50"	4.90"	305 PSI	235 PSI	165 PSI	235 PSI	200 PSI	160 PSI	
6"	6.28-6.90	UFR1500-6-I	3	11	15.13"	11.60"	11.65"	9.50"	7.00"	305 PSI	235 PSI	165 PSI	235 PSI	200 PSI	160 PSI	
8"	8.40-9.05	UFR1500-8-I	4	15	17.25"	13.75"	13.60"	11.75"	9.15"	305 PSI	235 PSI	165 PSI	235 PSI	200 PSI	160 PSI	
10"	10.50-11.10	UFR1500-10-I	8	26	19.38"	16.00"	15.85"	14.00"	11.20"	305 PSI	235 PSI	165 PSI	235 PSI	200 PSI	160 PSI	
12"	12.50-13.20	UFR1500-12-I	8	29	21.50"	18.05"	17.85"	16.25"	13.30"	305 PSI	235 PSI	165 PSI	235 PSI	200 PSI	160 PSI	

\*Maximum O.D. of gland on pipe before Auto-Tork heads are removed (as shipped)

\*\*Maximum O.D. of gland on pipe after Auto-Tork heads are removed

**Note:** Ford recommends the use of a properly sized insert stiffener when using UFR1500 on HDPE

## FEATURES

- Full circle contact and support of the pipe wall. The Series 1500 can be used on C900, C909, ASTM D2241 IPS PVC and HDPE without any point loading
- Auto-Tork actuating screws with heads specially designed to twist off at the correct installation torque, leaving a hex head for future system maintenance or removal
- Series 1500 eliminates the need to pour expensive and time consuming concrete thrust blocks
- Restraint segments are mechanically retained in pockets
- Gland, screws and segments are protected with black Armorguard e-coat
- Gland colored red for identification purposes

The Ford Meter Box Company considers the information in this submittal form to be correct at the time of publication. Item and option availability, including specifications, are subject to change without notice. Please verify that your product information is current. Our standard warranty applies.



**The Ford Meter Box Company, Inc.**

P.O. Box 443, Wabash, Indiana U.S.A. 46992-0443

Phone: 260-563-3171 / Fax: 800-826-3487

Overseas Fax: 260-563-0167

www.fordmeterbox.com



06/25/21

Sul

**Ti SALES**

36 Hudson Rd  
Sudbury MA 01776



800-225-4616  
www.tisales.com