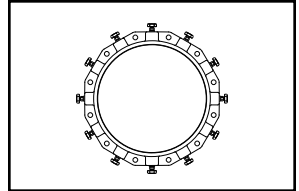


# SUBMITTAL INFORMATION

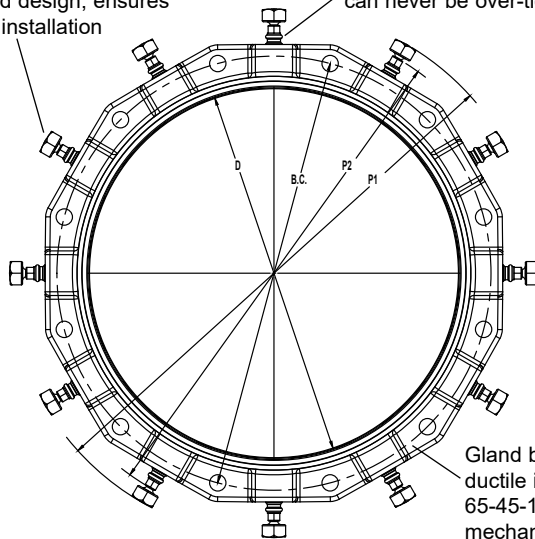
## Uni-Flange® Mechanical Joint Restraint - (UFR1500-C-xx-I style)



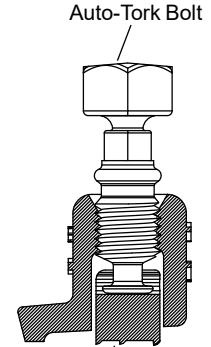
### 14" - 36" SERIES UFR1500-C MECHANICAL JOINT RESTRAINT FOR C900, C909 OR HDPE PIPE

Ductile iron actuating screw, with the Auto-Tork break-away head design, ensures proper torque during installation

Safety stop ensures ring segments can never be over-tightened



Gland body is of high strength ductile iron per ASTM A536, grade 65-45-12. Compatible with all mechanical joints conforming to ANSI / AWWA C111 / A21.11



Restraint Segment

Ring segments are ductile iron per ASTM A536 and heat treated to a hardness of 310 BHN minimum

NOM. PIPE SIZE	PIPE O.D. (IN.)	CATALOG NUMBER	NO. OF RESTRAINT SEGMENTS	APPROX. WEIGHT (LBS.)	P1* (IN.)	P2** APPROX. (IN.)	BC (IN.)	D (IN.)	PRESSURE RATING				√SUBMITTED ITEM(S)
									C900		C909		
									DR-18	DR-25	PC165	PC235	
14"	15.30	UFR1500-C-14-I	10	47	23.62	22.72	18.75	15.44	235 PSI	165 PSI	165 PSI	235 PSI	
16"	17.40	UFR1500-C-16-I	12	62	26.18	25.28	21.0	17.54	235 PSI	165 PSI	165 PSI	235 PSI	
18"	19.50	UFR1500-C-18-I	12	78	28.28	27.38	23.25	19.64	235 PSI	165 PSI	165 PSI	-	
20"	21.60	UFR1500-C-20-I	14	95	30.38	29.48	25.5	21.74	235 PSI	165 PSI	165 PSI	-	
24"	25.80	UFR1500-C-24-I	16	125	34.58	33.68	30.0	25.94	235 PSI	165 PSI	165 PSI	-	
30"	32.00	UFR1500-C-30-I	20	150	40.79	38.06	36.88	32.30	-	165 PSI	165 PSI	-	
36"	38.30	UFR1500-C-36-I	24	195	46.84	44.40	43.75	38.62	-	165 PSI	165 PSI	-	

\*Maximum O.D. of gland on pipe before Auto-Tork heads are removed (as shipped)

\*\*Maximum O.D. of gland on pipe after Auto-Tork heads are removed

**Note:** Ford recommends the use of a properly sized insert stiffener when using UFR1500 on HDPE

### FEATURES

- Full circle contact and support of the pipe wall. The Series 1500 can be used on AWWA C900 PVC, AWWA C909 PVCO or HDPE pipe without any point loading
- Auto-Tork actuating screws with heads specially designed to twist off at the correct installation torque, leaving a hex head for future system maintenance or removal
- 30" and 36" sizes shipped with Uni-Seal gasket
- Series 1500 eliminates the need to pour expensive and time consuming concrete thrust blocks
- Restraining segments are mechanically retained in pockets
- Gland, screws and segments are black epoxy coated using the e-coat process
- Gland colored red for identification purposes

The Ford Meter Box Company considers the information in this submittal form to be correct at the time of publication. Item and option availability, including specifications, are subject to change without notice. Please verify that your product information is current. Our standard warranty applies.



**The Ford Meter Box Company, Inc.**

P.O. Box 443, Wabash, Indiana U.S.A. 46992-0443

Phone: 260-563-3171 / Fax: 800-826-3487

Overseas Fax: 260-563-0167

www.fordmeterbox.com



06/29/21

Sul

**Ti SALES**

36 Hudson Rd  
Sudbury MA 01776



800-225-4616  
www.tisales.com