

# Stop Your Blow-Off Problems Forever!

Specify Kupferle's *NEW SERVICEABLE* Truflo #TF500 Blow-Off for Freezing Conditions or Truflo #TF550 for Warm Climates



- Fits inside a standard 5¼" valve box
- Alternative to two valve box blow-off
- Easy to maintain without digging
- Provides powerful "full channel flow"
- 2" MIP Outlet
- 2" FIP Vertical (Straight) Inlet
- Optional 2" Horizontal (Side) Inlet
- Low-Lead Option Available

**TRUFLO™**

## SIMPLE




Compact unit is easy to handle and install.

## NO DIGGING



Maintenance is done without digging by removing four bolts from above.

## EASY



Fits easily inside any valve box of your choosing.

The Kupferle Foundry Company

2511 North 9<sup>th</sup> Street

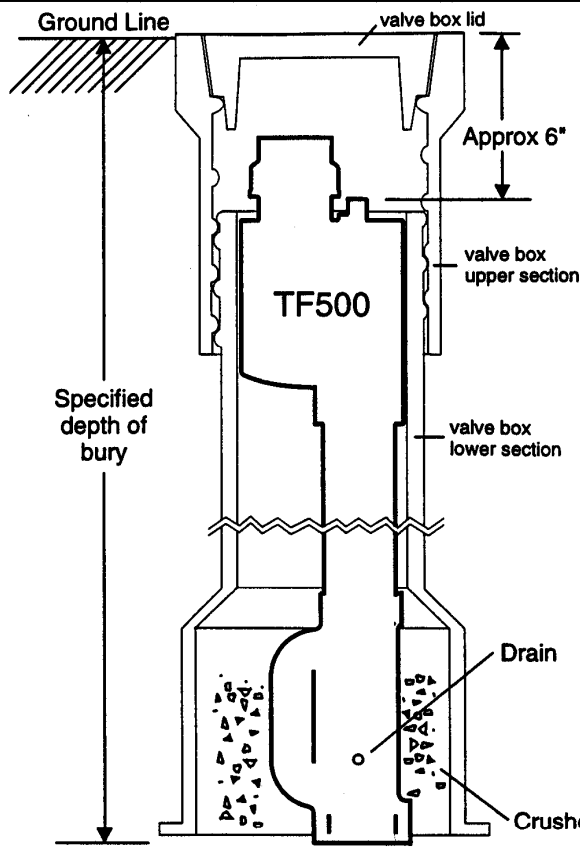
St. Louis, MO 63102

800-231-3990 / [www.hydrants.com](http://www.hydrants.com)

Contact us at [info@hydrants.com](mailto:info@hydrants.com)



# TF500 Installation and Specification

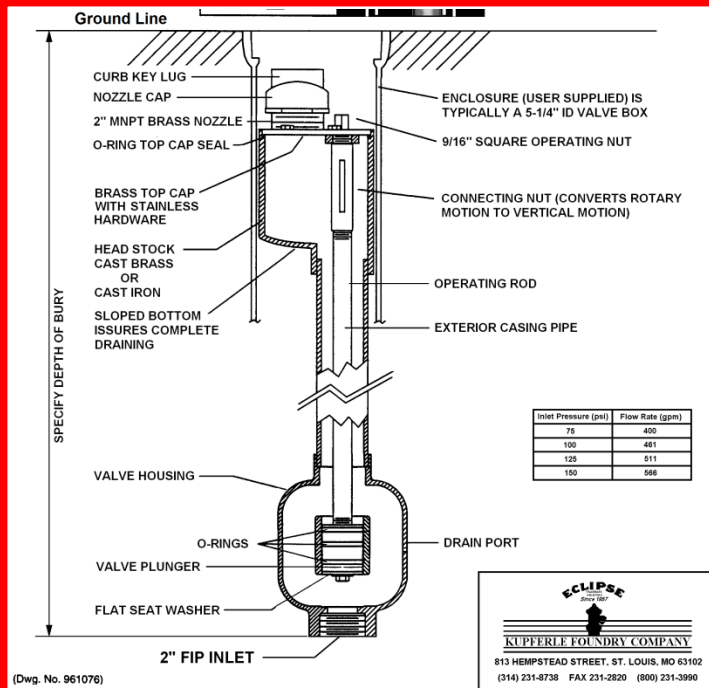
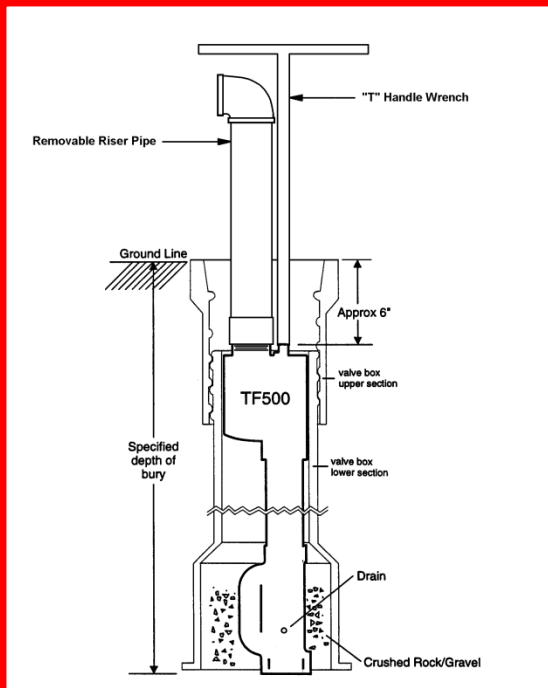


## Installation Notes

- Insure that the hydrant is free to move vertically within the valve box. In order to prevent the transmission of traffic loads to the hydrant, it should not be jammed or wedged against the valve box ID.
- The normal position of the top of the operating nut is about 6" below the top of the valve box, but you can freely adjust this position to suit your circumstances. Just keep in mind that maintenance procedures are best performed when the bolts attaching the top cap are within an easy reach.
- Follow the suggestions of the AWWA for hydrant installation. In particular, surround the drain port with a sufficient amount of crushed rock/gravel to provide an adequate drain field.

## Sample TF500 Specification

Hydrant shall be \_\_\_\_\_' bury, with (2" Vertical FIP / 2" Horizontal FIP / 2" MJ) inlet and 2" NPT nozzle outlet. Hydrant shall be non-freezing and self-draining. Hydrant shall be operated by turning a top-mounted 9/16" square operating nut counterclockwise to open, clockwise to close. Hydrant must seal the drain outlet in all positions from 1/4-open to fully-open. All internal working parts, the inlet, and the outlet shall be low-lead brass. All working parts shall be serviceable from above with no digging required. All wear parts (o-rings and valve seat) shall be of commonly-available dimensions and materials, and none may be of vendor-unique design. Hydrant shall be the Truflo Model TF500 as manufactured by The Kupferle Foundry Co., St. Louis MO 63102.



The Kupferle Foundry Company  
2511 North 9<sup>th</sup> Street  
St. Louis, MO 63102

**Ti SALES**

36 Hudson Rd  
Sudbury MA 01776

800-225-4616  
www.tisales.com

800-231-3990  
www.hydrants.com  
Contact us at info@hydrants.com

**ECLIPSE**  
KUPFERLE FOUNDRY COMPANY  
813 HEMPSTEAD STREET, ST. LOUIS, MO 63102  
(314) 231-8738 FAX 231-2820 (800) 231-3990