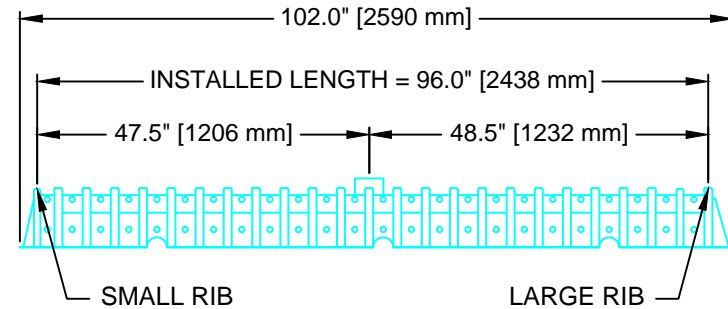
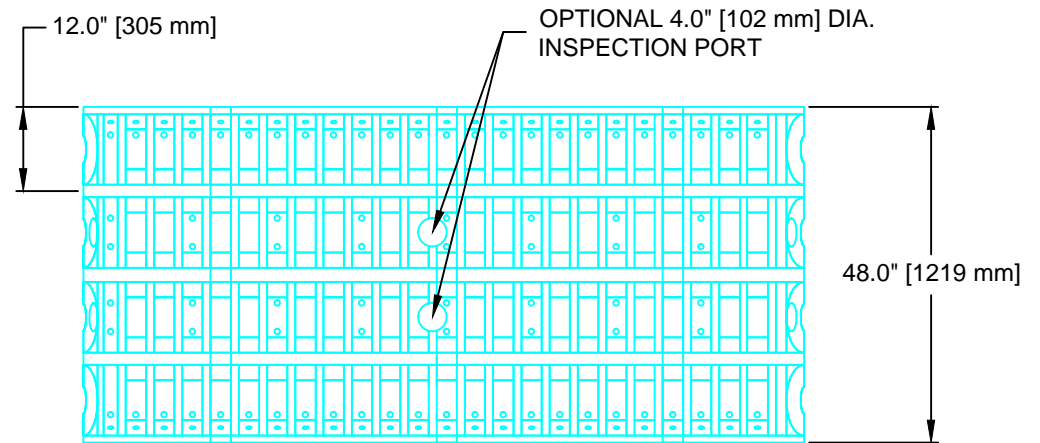
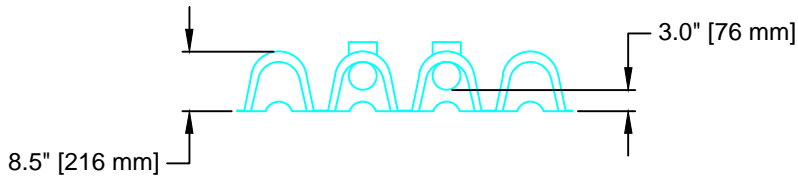


\*MAY ALSO BE USED AS AN INTERMEDIATE UNIT TO EXTEND THE LENGTH OF A RUN.



INSTALLED LENGTH ADJUSTMENT = 0.5' (0.15 M)  
 ALL CONTACTOR FIELD DRAIN C-4HD UNITS ARE MARKED WITH A COLORED STRIPE FORMED INTO THE PART ALONG THE LENGTH OF THE CHAMBER.



36 Hudson Rd  
 Sudbury MA 01776



800-225-4616  
 www.tisales.com



**CULTEC, Inc.**

Subsurface Stormwater Management Systems  
 P.O. Box 280  
 878 Federal Road  
 Brookfield, CT 06804  
 www.cultec.com

PH: (203) 775-4416  
 PH: (800) 4-CULTEC  
 FX: (203) 775-1462  
 tech@cultec.com

THIS DRAWING WAS PREPARED TO SUPPORT THE DESIGN ENGINEER FOR THE PROPOSED SYSTEM. IT IS THE ULTIMATE RESPONSIBILITY OF THE DESIGN ENGINEER TO ASSURE THAT THE STORMWATER SYSTEM'S DESIGN IS IN FULL COMPLIANCE WITH ALL APPLICABLE LAWS AND REGULATIONS. IT IS THE DESIGN ENGINEER'S RESPONSIBILITY TO ENSURE THAT THE CULTEC PRODUCTS ARE DESIGNED IN ACCORDANCE WITH CULTEC'S MINIMUM REQUIREMENTS. CULTEC INC. DOES NOT APPROVE PLANS, SIZING, OR SYSTEM DESIGNS. THE DESIGNING ENGINEER IS RESPONSIBLE FOR ALL DESIGN DECISIONS.

CONTACTOR FIELD DRAIN C-4  
 THREE VIEW DETAIL  
 SEPTIC APPLICATION

CULTEC CONTACTOR® FIELD DRAIN C-4

PROJECT NO: -	DATE: 10/2014
DESIGNED BY: CULTEC, INC	DRAWN BY: TECH
SCALE: N.T.S.	SHEET NO: 1 OF 1