

Model 705

Dual Check Valve Backflow Preventer
(3/4" & 1")

LEAD-FREE*



*This product contains a weighted average lead content less than 0.25% for wetted surfaces, and is no-lead law compliant.

*Certified to NSF/ANSI 61-G

□ Installation □ Maintenance Instructions

The ZURN WILKINS Model 705 is to be installed in potable water lines where a cross connection could result in pollution of potable water. If a health hazard could result from a cross connection, use a ZURN WILKINS Model 375XL Reduced Pressure Principle Backflow Preventer.

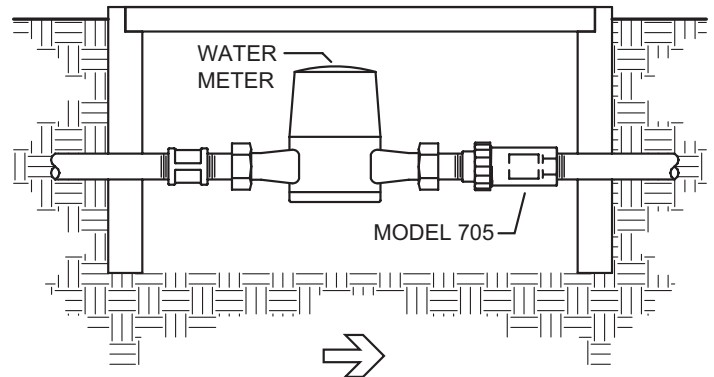
INSTALLATION INSTRUCTIONS

1. Before installation of Model 705, flush lines thoroughly to remove all foreign matter from the line. ZURN WILKINS recommends installing a Model SXL Strainer upstream of the Dual Check Valve to prevent fouling of the checks.
2. The Model 705 is not position sensitive. It may be installed horizontally or vertically.
3. To be completely effective, the Model 705 must be installed upstream of any outlets in the line and downstream of the water meter and the pressure reducing valve.
4. Install the Model 705 in a location that will be easy to reach for future maintenance.
5. The Model 705 must be protected from freezing.
6. Do not install the Model 705 where it will be subject to pressures greater than 175 psi or temperatures greater than 180° F.

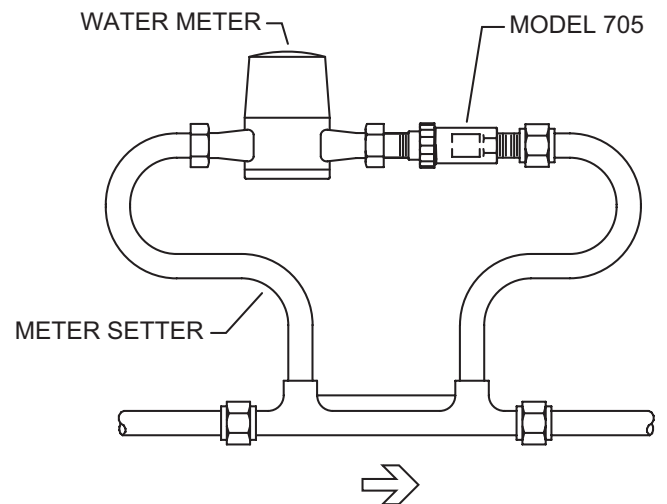
MAINTENANCE

Servicing the Model 705 involves replacing the check assemblies.

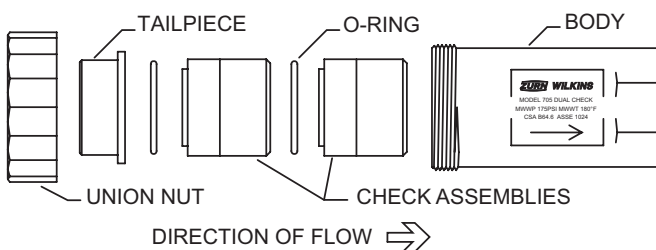
1. Turn off water.
2. Open downstream fixture to relieve pressure to valve.
3. Loosen union nut.
4. Remove valve from line.
5. Push check assemblies out of valve. (Note direction of check assemblies and o-ring locations.)
6. Clean inside of valve body.
7. Replace parts in reverse order of removal. Make sure check assemblies are installed in correct direction.
8. Reinstall valve and turn on water.



RESIDENTIAL INSTALLATION



METER SETTER INSTALLATION



CAUTION:

- 1) Use only teflon tape for sealing threaded connections.
- 2) Do not use tools for tightening body and union nut. Hand tight is sufficient for sealing.
- 3) Do not over-tighten. Maximum torque 450 in/lbs

WARRANTY: ZURN WILKINS Valves are guaranteed against defects of material or workmanship when used for the services recommended. If in any recommended service, a defect develops due to material or workmanship, and the device is returned, freight prepaid, to ZURN WILKINS within 12 months from date of purchase, it will be repaired or replaced free of charge. ZURN WILKINS' liability shall be limited to our agreement to repair or replace the valve only.

Proposition 65 Warning This product contains chemicals known to the State of California to cause cancer or birth defects or other reproductive harm.



IS705 (REV. 4/13)



36 Hudson Rd
Sudbury MA 01776



800-225-4616
www.tisales.com